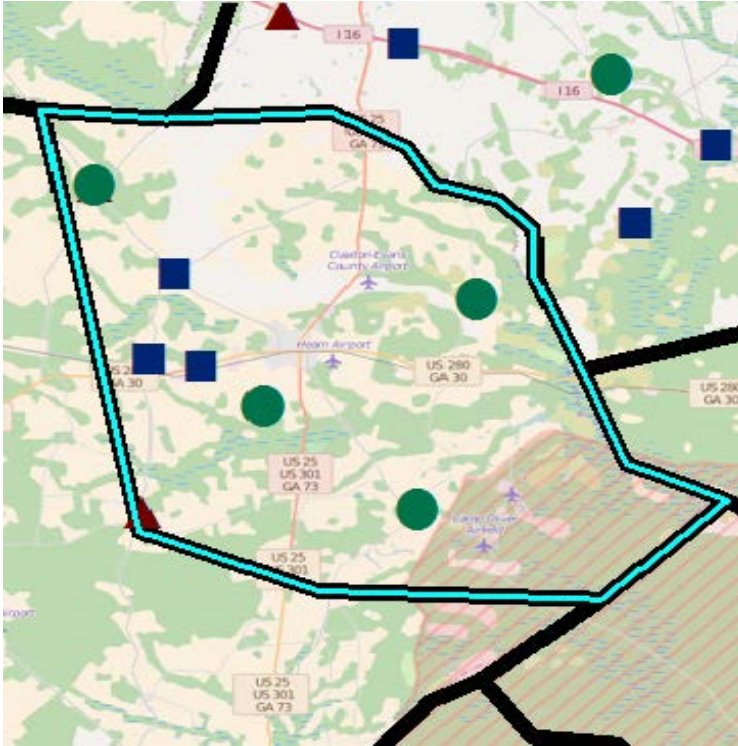




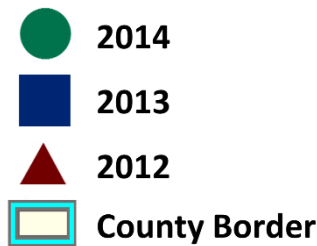
# Georgia Traffic Safety Facts Evans County

## 2012 – 2014 Fatal Crashes



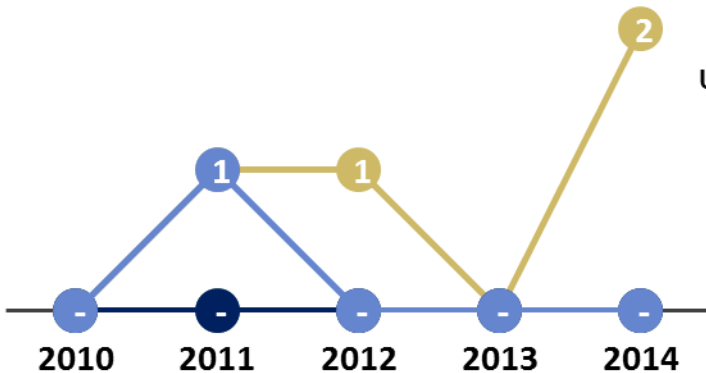
## County Trends 2010 - 2014

	2010	2011	2012	2013	2014
Fatalities	2	1	2	4	6
Injuries	118	97	107	84	82
Crashes	187	138	162	240	223



The map shows the location of fatal crashes from 2012-2014. Only 1,073 out of 1,080 fatal crashes that occurred in 2014 have recorded latitude/longitude coordinates in the state of Georgia. Please note that there can be more than one fatality per fatal crash.

## Fatality Types



## 2014 Fatalities by Restraint Use

